








## Grade 1 Literacy Assessments 2006-07

Welcome back to a new school year! Literacy assessments are required for all Grade 1 students three times a year--fall, midyear, and spring--to monitor the effectiveness of class size reduction.

**Changes have been made in the assessments that will be required at Grade 1. Please take a few minutes to review these changes.**

The following items have been included in your packet:

-  new benchmark books and recording sheets
-  **revised running record forms (all previous copies must be recycled)**
-  **new QRI forms and recording sheets (all previous copies must be recycled)**
-  **revised Benchmark schedule/QRI schedule**
-  Fluency Rubric
-  directions and score sheets for optional assessments: Letter ID, Sound ID, Concepts About Print, Writing Vocabulary, Dictation, and Phonemic Awareness
-  **please note changes in comprehension charts**

### REQUIRED ASSESSMENTS

The following assessments are required three times a year **for all 1<sup>st</sup> grade students**: Guided Reading Level (QRI or **EDL** will also be accepted) and Word ID (first 100 words only). You will report this information to the district in September, January/February, and May. Additionally, in May, you will report each student's **phase of development in reading** and **writing** using the First Steps continuum; for ESL students, teachers will report the **phase of language development** as indicated by the Language Development Profile. ESL students are also required to take the **CELA**.

A Benchmark Book/**QRI** schedule has been established and running record/**QRI** forms have also been revised. The fluency rubric on the running record is only used to guide instruction. Fluency is not used to determine a child's instructional reading level.

Benchmark books are secured texts and should not be used in guided reading, shared reading, independent reading, or read alouds. Benchmark books should be used no more than five times a year for formal assessment of a student's reading progress.

In the fall, the performance target is Guided Reading Level B, or QRI Level PP, or **EDL Level 8**; midyear performance target is a Guided Reading Level E, or QRI Level P, or **EDL Level 12**; the spring performance target is a Guided Reading Level H (May) I (June), or QRI Level 1, or **EDL Level 16**. The goal is for students to be reading at Level H or higher for the May assessment and Level I or higher by the end of the school year.

A school-based writing assessment is also required three times a year. Data is not required to be reported to the district. However, schools that use the Fireside rubric (district approved) **CAN** enter student scores into Data for Decisions to track student progress.

### OPTIONAL ASSESSMENTS

A number of optional assessments are provided for you to use. Decisions on which assessments to administer will be determined at each building. These assessments provide valuable information about a child's development in important reading subskills. Grade 1 optional assessments include Letter ID, Sound ID, Concepts About Print, Writing Vocabulary, Dictation, and Phonemic Awareness. Subtests can be readministered up to three times during the school year. Administer only those items that the student did not correctly identify in previous assessments. A student's score is cumulative (fall assessment + mid-year assessment + spring assessment). Teachers are not required to report these results to the district.

### **NEW ONLINE ILP FORM**

An Individual Literacy Plan (ILP) is required by the Colorado Basic Literacy Act for all students who are at risk of not meeting Standard 1 for reading. Please note that you will now find the ILP form in Infinite Campus. The attached directions explain how to find and complete the form online. If you are unable to access the ILP form from Infinite Campus or the literacy page on the BVSD website, use the attached form to make copies. Teachers use a body of evidence (literacy assessments and daily work) to determine a student's need for an ILP. A printed copy of the signed ILP still needs to be sent to Planning and Assessment no later than November 30 and May 24.

### **LITERACY PROFILE**

The Blue Literacy Profile serves as a mechanism for organizing student literacy information and materials, as well as providing other teachers with the opportunity to quickly glean information about a student's literacy progress. The Literacy Profile will contain the Student Body of Evidence including literacy assessment recording forms, writing sample, and the Individual Literacy Plan. The Literacy Profile lists the Essential Learning Results and Performance Indicators for Language Arts Standard 1 for each grade level as a reference for teachers.

### **LITERACY WEBSITE**

Running Record forms, Clay Observation Survey score sheets, and other pertinent literacy information can be found throughout the year on the BVSD website, [www.bvsvd.org](http://www.bvsvd.org)  
Note: The ILP form is now accessed on Infinite Campus.