

Program Characteristics

Coal Creek Elementary School provides academic programs that support and enhance education for the variety of learners we serve. In addition to the balanced literacy program, a math block has been established at the upper grades for extension and acceleration through the curriculum. Innovative programs in the arts and physical education are also offered at Coal Creek. We are proud of the intergenerational relationships that have been established through the "Golden Oldies" musical group and the "Reading Partners" program.

During the 2005-2006 school year, two of our school goals focused on science and math education. An additional listing of key instructional programs follows:

1. During the 2006-07 school year, teachers will be concentrating on helping students to develop effective attitudes and dispositions towards thinking and learning, or "habits of mind."
2. A "hands-on" approach to teaching and learning is emphasized throughout the curriculum.
3. Students receive coaching and are offered opportunities to demonstrate positive character traits through many activities and experiences during the year.
4. Guided Reading provides for small, flexible instruction for students.
5. A "Read to Achieve" grant supports developing literacy needs of children.
6. Our "Reading Counts" system tracks elements of reading progress via a computer-based program.
7. Students are encouraged to write across the curriculum; the Six Traits Writing Model is utilized by staff.
8. During our annual Evening of Sharing in December, parents and children learn about various non-profit organizations and ways to support various humanitarian efforts in our community.

**This school is fully accredited by the District
in compliance with the Colorado State accreditation indicators.**

Special Programs and Opportunities

Coal Creek offers a variety of co-curricular programs for students. Most of these programs from the 2005-2006 school year will be continued into the present year and are listed below:

- Field Trips around greater Louisville, Boulder County, and Denver
- Fun and Fitness Day in Physical Education
- Student Council (grades 3-5)
- Giving Tree Community Service Project
- Eco-Cycle Presentations
- Junior Achievement
- Science and Technology Exhibition in the fall
- Golden Oldies Intergenerational Choir
- School Store
- Geography Bee
- Spelling Bee
- "Where in the World" Geo Challenge
- Kinder / Fifth Grade Buddies
- Talent Show
- Assemblies
- Jump Rope Club and morning Intramurals

School Climate

Assurance of our good faith effort of implementation of a safe school plan, including use of a threat assessment team to evaluate threats of violence, is provided in our annual End-of-Year Report which is available in the school office.

This report provides evidence that

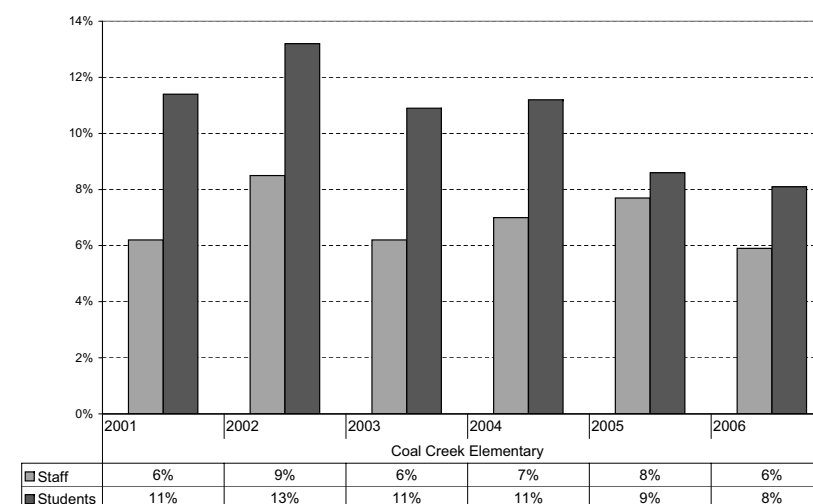
- the school improvement team analyzes and uses data from the student climate survey;
- the school is taking specific actions to continuously improve the safe, civil learning environment of the school;
- the school has a mechanism for students to report anonymously statements or conduct that worries them;
- the school is working to overcome any "code of silence" that may exist in the current student culture;
- the school has adopted some form of a bully-prevention program (e.g. conflict mediation, character education, restorative justice); and
- a threat assessment team has been established at the school.

According to the 2005-06 Parent Snapshot and Student Climate Surveys . . .

- 86 percent of students say they feel safe at school.
- 92 percent of students say they have friends at school.
- 99 percent of parents say teachers treat their student with respect.
- 99 percent of parents say students of different cultural, racial and ethnic backgrounds are treated with respect at this school.

Demographics

Percentage of Staff and Students of Color



Gender				Ethnicity									
Female		Male		American Indian		African American		Caucasian		Asian		Latino	
#	%	#	%	#	%	#	%	#	%	#	%	#	%
258	52.5%	233	47.5%	6	1.2%	9	1.8%	451	91.9%	14	2.9%	11	2.2%

Special Programs											
ELL (English Language Learners)		Lunch				SPED (Special Education Students)		504 (non-SPED Disabled Students)		TAG (Talented and Gifted Students)	
		Free		Reduced							
#	%	#	%	#	%	#	%	#	%	#	%
0	0%	27	5.5%	7	1.4%	51	10.4%	6	1.2%	42	8.6%

Fall 2006 Report on

Coal Creek Elementary

Message from the Principal

Coal Creek Elementary proudly serves our 500 students within the Louisville community through the efforts of a professional faculty, supportive parent partnerships, an innovative learning community, and students who are empowered to serve in responsible leadership roles. We continue our tradition of strong academic achievement, yet also desire to create a learning environment that is nurturing and centered on the whole child.

A hallmark of our school is the focus on the application of reading, writing, and language skills across the curriculum. We refer to this as a "balanced" approach to literacy development, where guided instruction is delivered throughout the primary grades in small, flexible groups, based on the changing needs of students.

Other academic highlights include a math block that allows for extension and acceleration, with music, art, and physical education programs that have been recognized for their excellence by parents and community members throughout Louisville. The library is a resource for teaching students how to access various avenues of information in our ever-changing world. Our school supports a computer lab with 30 iMacs for student use, in addition to "gardens" of three to five computers in every classroom. A professional staff of educators provides outstanding Special Education services in accordance with current federal guidelines. Teachers also work in cooperation with parents in order to tailor initiatives for those students who meet testing criteria and are identified as gifted.

In accordance with a key BVSD priority, Coal Creek has been charged with renewing a commitment to the promotion and understanding of diversity. Our goal is to ensure that success is experienced by all children, and for their unique strengths to be recognized, appreciated, and shared. Opportunities for students to demonstrate leadership occur through various school-based activities, such as Student Council and other service learning events. Parents are recognized at Coal Creek as partners in their child's education. We welcome your presence in the classroom and to assist us with the wide variety of activities and programs that occur during the school year, such as our Jog-a-Thon.

Achievement data continues to provide us with feedback regarding progress in creating successful learning experiences for our boys and girls. Based on spring 2006 state reading scores, all students at the third grade level were reading within either the proficient and/or advanced bands, as measured by the CSAP.

You are invited to join us as we celebrate our students' continuous progress and growth. Our motto as a learning community is "Kai-Zen" . . . constantly striving to improve!

John Kiemele, M.Ed., Principal

Coal Creek Elementary
801 West Tamarisk Street
Louisville, CO, 80027
303.666.4843

Principal: John Kiemele

<http://schools.bvsd.org/coalcreek>



Teacher Quality

Federal laws enacted in 2002 require school districts to hire teachers who meet identified standards and who are deemed highly qualified in their field of endorsement. Approximately 99.7 percent of Boulder Valley School District's teachers currently meet or exceed the federal requirements. The district has an exceptionally well-qualified cadre of teachers, who on average have 12 years of teaching experience. Over half of our teachers hold advanced degrees. For any teacher who does not currently meet the federal criteria, a plan exists to become highly qualified by the end of the 2006-07 school year.

Additional information on staff classification, salaries and professional experience of teachers is included in the School Accountability Report by the Colorado Department of Education.

To request specific information about a teacher's qualifications, parents may fill out a Teacher Qualification Request form. These forms are available from the school office, at the BVSD website (go to <http://www.bvsvd.org/Parents> and scroll to the bottom of the page for the link), or at the district Education Center Human Resources department (6500 East Arapahoe Road). To ensure that fair and uniform information is provided, no requests for teacher qualification will be processed at the school. All requests must be processed by the Boulder Valley School District's Department of Human Resources.

Student Teacher Ratio: 18.6:1

According to the 2005-06 Snapshot Survey. . .

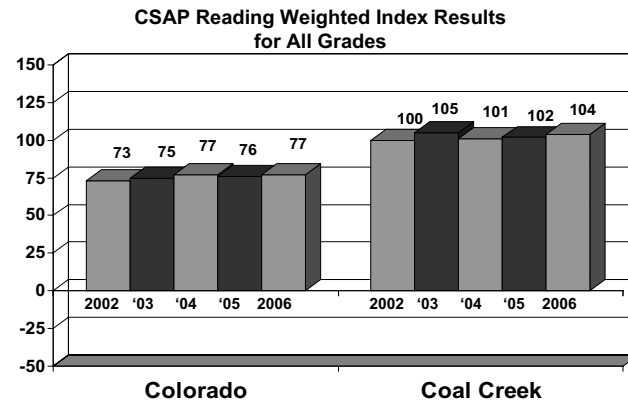
- 97 percent of parents say teachers at this school encourage their student to do his/her best.
- 93 percent of parents agree teachers at this school are committed to maximizing student achievement.

Parent Satisfaction

According to the 2005-06 Snapshot Survey. . .

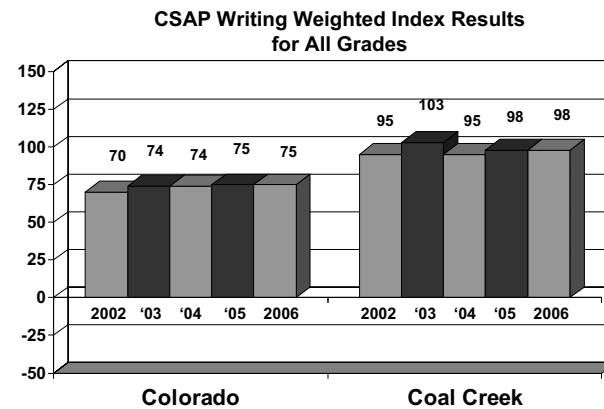
- 96 percent of parents say their child has a positive attitude about his/her school.
- 92 percent agree that the school sets high and realistic expectations for their child.
- 96 percent of parents say they feel welcome at this school.

State Assessments



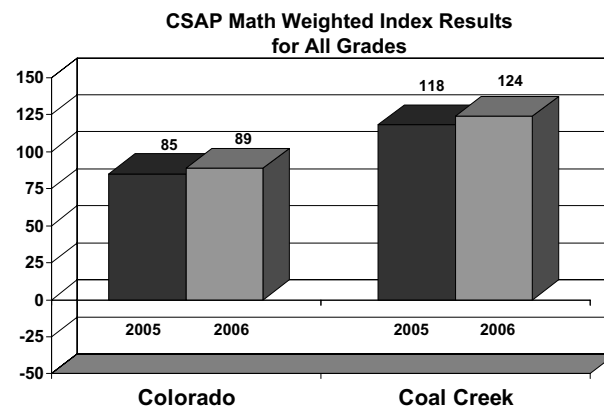
Standard Error for School

01-02 +/- 3
02-03 +/- 3
03-04 +/- 3
04-05 +/- 3
05-06 +/- 3



Standard Error for School

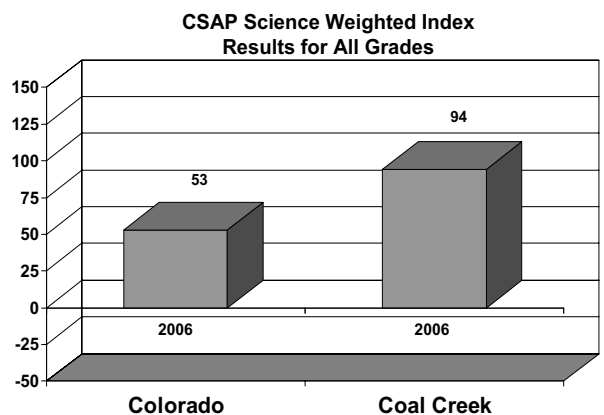
01-02 +/- 3
02-03 +/- 3
03-04 +/- 3
04-05 +/- 3
05-06 +/- 3



Standard Error for School

04-05 +/- 4
05-06 +/- 4

Beginning in spring 2005, CSAP math tests were administered to 3rd and 4th graders as well as 5th graders, who were the only elementary grade taking it in prior years. Therefore, only two years of data are available for all three grades.



Standard Error for School

05-06 +/- 6

Spring 2006 was the first time science CSAP tests were administered to elementary students. Only 5th grade students took this assessment.

District Assessments

The district is required to assess and report student achievement of standards in social studies, art, music, physical education and world languages as these are not assessed by CSAP. Boulder Valley determines student achievement in these areas by having teachers administer district-developed common assessments and use the results of these assessments to inform their professional judgment regarding individual student performance relative to identified content standards. Other student work may also be included in the evidence that teachers use to make their determinations.

Results for the elementary level music and art standards are reported below. Assessment in other areas is being phased in over the next few years. Results for district assessed standards are reported as the percent of students who are proficient and above.

Music			Visual Arts	
2005-06			2005-06	
School	sing	84 %	<i>Elements/Design/Sensory and Expressive Features</i>	
	play	81 %	School	100 %
BVSD	read/write	93 %	BVSD	98 %
	sing	86 %		
	play	90 %		
	read/write	92 %		

Achievement Data

CSAP data is presented in the form of weighted index. To calculate the weighted index, each performance level is given an assigned value and then the values are averaged. An advanced proficient score is worth 150, proficient is 100, partially proficient is 50 and unsatisfactory and not tested receive -50. If all students were to achieve a score of proficient, a school's weighted index score would be 100. The weighted index calculation works in much the same way as a grade point average (GPA). Point values are given for each grade (or level of proficiency) and the average falls between the values associated with those categories.

Please note, weighted index calculations must be viewed in light of standard error. Standard error gives a rough idea of how much we might expect the average score for all students to vary due to chance, based on the number of students who were assessed.